

1-24-2011

Conicoid Mirrors

Diego Castano

Nova Southeastern University, castanod@nova.edu

Lawrence Carl Hawkins

Nova Southeastern University, lhawkins@nova.edu

Follow this and additional works at: https://nsuworks.nova.edu/cnso_chemphys_facarticles



Part of the [Physics Commons](#)

NSUWorks Citation

Castano, D., & Hawkins, L. C. (2011). Conicoid Mirrors. *European Journal of Physics*, 32, (2), 399 - 405. <https://doi.org/10.1088/0143-0807/32/2/013>. Retrieved from https://nsuworks.nova.edu/cnso_chemphys_facarticles/36

This Article is brought to you for free and open access by the Department of Chemistry and Physics at NSUWorks. It has been accepted for inclusion in Chemistry and Physics Faculty Articles by an authorized administrator of NSUWorks. For more information, please contact nsuworks@nova.edu.

Conicoid mirrors

This content has been downloaded from IOPscience. Please scroll down to see the full text.

2011 Eur. J. Phys. 32 399

(<http://iopscience.iop.org/0143-0807/32/2/013>)

View [the table of contents for this issue](#), or go to the [journal homepage](#) for more

Download details:

IP Address: 137.52.76.29

This content was downloaded on 02/03/2017 at 21:02

Please note that [terms and conditions apply](#).

You may also be interested in:

[Axisymmetric reflectors of the stepped spherical type](#)

B Authier

[Images in Christmas baubles](#)

Eef van Beveren, Frieder Kleefeld and George Rupp

[Secondary conjugate surfaces](#)

T Smith

[On the focal point of a lens: beyond the paraxial approximation](#)

Pedro Carpena and Ana V Coronado

[Modified matching Ronchi test](#)

Kh Hassani and H Hooshmand Ziafi

[Gradient-index meniscus lens](#)

Roman Ilinsky

[Close up of monochromatic aberrations using Snells law](#)

L Lévesque

[Measurement of contact angle in systems involving liquid metals](#)

Alok Awasthi, Y J Bhatt and S P Garg

[Frequency splitting of polarization eigenmodes in microscopic Fabry–Perot cavities](#)

Manuel Uphoff, Manuel Brekenfeld, Gerhard Rempe et al.

Conicoid mirrors

Diego J Castaño and Lawrence C Hawkins

Nova Southeastern University, Division of Math, Science, and Technology, 3301 College Ave,
Fort Lauderdale, FL 33314 USA

E-mail: castanod@nova.edu and lhawkins@nova.edu

Received 4 November 2010, in final form 8 December 2010

Published 24 January 2011

Online at stacks.iop.org/EJP/32/399

Abstract

The first-order equation relating object and image location for a mirror of arbitrary conic-sectional shape is derived. It is also shown that the parabolic reflecting surface is the only one free of aberration and only in the limiting case of distant sources.

1. Introduction

Most *elementary* treatments of reflecting surfaces restrict their attention to the spherical case. In this standard case, and assuming the paraxial approximation (all angles are small and all rays are close to the optical axis), the resulting equation relating the *axial* object and image positions and the radius of curvature of the reflecting spherical surface is

$$\frac{1}{v} + \frac{1}{u} = \frac{2}{r}, \quad (1)$$

where all parameters are one-dimensional coordinates which locate the image (v), object (u) and centre of curvature (r) with respect to the vertex (the intersection of the surface with the optical axis) [1]. This paper adopts the typical convention in which light rays travel from left to right in all figures. The origin of the one-dimensional coordinate system employed coincides with the vertex, and locations to the right (left) of the vertex are positive (negative). The paraxial approximation is equivalent to a first-order approximation in the height (h) of the incidence point (on the surface) of a reflecting ray. To higher order, it is found that

$$v = v(u, r, h). \quad (2)$$

Consequently, spherical mirrors are aberrant at higher order since the image location is not independent of the height, h .

The reflecting surface is assumed to be a conicoid, the surface of revolution generated by a conic. Equation (1) is then derived as the special case of a spherical surface and to first order in h . Special cases are analysed as a function of asphericity, or departure from the spherical, of the reflecting surface. The parabolic surface is shown to be uniquely special in that

$$\frac{dv}{dh} = 0 \quad (3)$$

to all orders for objects at infinity ($u \rightarrow -\infty$).

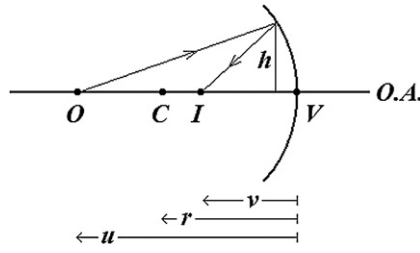


Figure 1. The spherical reflecting surface.

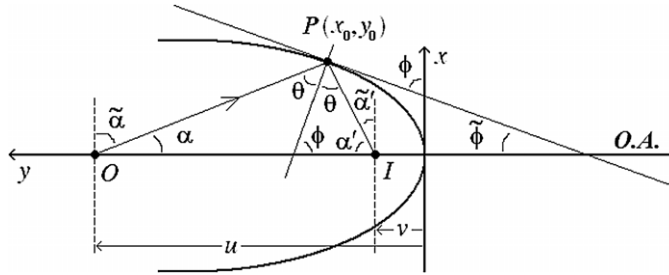


Figure 2. Conicoid mirror.

This paper represents a more general treatment of a mirror than is typically found in the introductory literature. The main analyses require nothing more than some differential calculus and are therefore accessible to university level students interested in the subject. It may be of use to instructors as well who have a limited background in geometrical optics or who wish to offer a simple introduction to the aspherical mirror. A cursory review of the textbook literature indicates that even at the intermediate level there is scant or no mention of aspherical mirrors and no significant or extensive analyses of such. Even the parabolic case is only mentioned in passing. In contrast, this paper derives the first-order equation for a conical mirror, equation (18), and presents a simple proof of the distinctiveness of parabolic mirrors culminating in equation (24) which is particularly straightforward and illuminating.

2. Analysis: conicoid case

In figure 2, a conicoid reflecting surface is depicted with the equation

$$x^2 = \frac{1}{a}y - \sigma y^2, \quad a = -\frac{1}{2r} > 0, \tag{4}$$

where r is the radius of curvature of the surface at the vertex, and $\sigma = 1 - e^2$ is the shape factor and is related to the standard eccentricity (see appendix A or, for example, [2]). For a sphere, $\sigma = 1$, whereas for a paraboloid $\sigma = 0$. Note that the xy coordinate system is set on its side so that $+\hat{y}$ coincides with the negative direction on the optical axis (OA) as defined in figure 1 of the introduction. Consequently, the radius of curvature, r , at the origin for any concave conicoid (i.e. opening to the left) will be considered negative. In figure 2, a representative case is depicted with $u < 0$, the location of the object, and $v < 0$, the location of the image. The figure displays an incident ray, OP , emanating from the object at O and a

reflected ray, \overline{IP} , passing through the image at I . From the figure, the line \overline{OP} has equation in the xy -plane

$$y - (-u) = x \tan(-\tilde{\alpha}) = -\frac{x}{\tan \alpha}. \quad (5)$$

Similarly, the line \overline{IP} has equation

$$y - (-v) = x \tan \tilde{\alpha}' = \frac{x}{\tan \alpha'}. \quad (6)$$

Consequently,

$$\tan \alpha = -\frac{x_0}{y_0 + u}, \quad (7)$$

$$\tan \alpha' = \frac{x_0}{y_0 + v}, \quad (8)$$

where (x_0, y_0) is the point of reflection, P , on the surface. From the figure, it follows that

$$\phi = \alpha + \theta, \quad (9)$$

where

$$\tan \phi = \left. \frac{dy}{dx} \right|_P = \frac{2ax_0}{1 - 2\sigma ay_0}, \quad (10)$$

and

$$\alpha' + \theta + \phi = \pi. \quad (11)$$

Therefore

$$\tan(\alpha - \alpha') = \tan(2\phi - \pi) \quad (12)$$

$$\frac{\tan \alpha - \tan \alpha'}{1 + \tan \alpha \tan \alpha'} = \frac{2 \tan \phi}{1 - \tan^2 \phi}. \quad (13)$$

Substituting for the tangents from above yields

$$\left(\frac{1}{v} + \frac{1}{u}\right) \left[1 - \frac{4\sigma a^2 y_0^2}{(1 - 2\sigma ay_0)^2}\right] - \left(\frac{1}{uv}\right) \frac{2y_0 [1 + 2(1 - \sigma) ay_0]}{(1 - 2\sigma ay_0)^2} = -\frac{4a}{1 - 2\sigma ay_0} \quad (14)$$

$$\begin{aligned} &\left(\frac{1}{v} + \frac{1}{u}\right) [1 - 4\sigma ay_0 - 4\sigma(1 - \sigma)a^2 y_0^2] - \left(\frac{1}{uv}\right) 2y_0 [1 + 2(1 - \sigma) ay_0] \\ &= -4a(1 - 2\sigma ay_0). \end{aligned} \quad (15)$$

Now let $h \equiv x_0$ be the height of the incidence point P for a particular ray from the source object at O ; then in the paraxial approximation ($h \ll 1$)

$$y_0 = ah^2 + \sigma a^3 h^4 + \mathcal{O}(h^6). \quad (16)$$

Equation (15) can then be rewritten to fourth order as

$$\begin{aligned} \left(\frac{1}{v} + \frac{1}{u} - \frac{2}{r}\right) &= \left[2a\left(\frac{1}{uv}\right) - 8\sigma a^3\right] h^2 \\ &+ \left[4\sigma a^4\left(\frac{1}{v} + \frac{1}{u}\right) + 2(3\sigma + 2)a^3\left(\frac{1}{uv}\right) - 24\sigma^2 a^5\right] h^4. \end{aligned} \quad (17)$$

Note that there is aberration in imaging a finite axial point since there is no confluence in the rays from O . Also note that there is no fixed shape factor σ that eliminates aberration to second order and higher. To first order, all conicoids obey the same relation

$$\frac{1}{v} + \frac{1}{u} = \frac{1}{f} + \mathcal{O}(h^2), \quad (18)$$

which coincides, of course, with the Gaussian (first-order approximation) equation for a spherical mirror with focal length $f = r/2$.

From equation (15) it follows that for objects at infinity ($u \rightarrow -\infty$) and a parabolic shape ($\sigma = 0$), the image forms at $v = f$ regardless of the height of the incidence ray; therefore, there is no aberration for such imaging.

3. Analysis: general case

It is desirable to know to what extent the results of the previous section are pathological to conicoids. With this in mind consider the most general axisymmetric surface of revolution (about the y -axis) as a reflector

$$y = \sum_{n=1}^{\infty} c_{2n} x^{2n}. \quad (19)$$

Equation (13) is easily generalized to

$$\frac{\tan \alpha - \tan \alpha'}{1 + \tan \alpha \tan \alpha'} = \frac{2y'}{1 - y'^2}, \quad (20)$$

where $y' = \left. \frac{dy}{dx} \right|_p$. In general, for a given axial object location, the image location (or intersection point of the reflected ray with the optical axis) is a function of the object location and the reflection point

$$v = v(u, x_0) \quad \text{with} \quad y_0 = y(x_0). \quad (21)$$

A reflecting surface is free of aberration if

$$v' \equiv \frac{dv}{dx_0} = 0 \quad \forall u. \quad (22)$$

Equation (20) can be implicitly differentiated to yield

$$\begin{aligned} \frac{v'}{v} \left\{ 2y' + \frac{x - xy'^2 + 2yy'}{u} \right\} &= \left(\frac{1}{v} + \frac{1}{u} \right) \left\{ \frac{(1 + y'^2)(xy'' - y')}{y'} \right\}_1 \\ &+ 2 \left(\frac{1}{uv} \right) \left\{ \frac{(1 + y'^2)[(xy'' - y')y + xy'^2]}{y'} \right\}_2. \end{aligned} \quad (23)$$

The aberration-free surface must satisfy $\{\dots\}_1 = \{\dots\}_2 = 0$. However, it is evident from equation (23) that this cannot be obtained trivially. For the special case in which the object is at infinity though, the aberration-free surface must only satisfy $\{\dots\}_1 = 0$, and this leads to a defining equation for the surface

$$xy'' - y' = 0. \quad (24)$$

This is a linear differential equation whose general solution can most easily be found by the reduction in order method to give the general solution $y = Ax^2 + B$. This further reduces to the particular solution of equation (B.4), found by another method, after the two necessary boundary conditions are invoked.

4. Conclusion

Most elementary treatments of mirrors lack a discussion of the first-order equation relating object and image locations in the case of arbitrary mirror shape. The default reflecting surface is always the spherical one. In fact, a simple analysis yields that all axisymmetric, conic,

reflecting surfaces of revolution (conicoids) in the first-order, paraxial approximation satisfy the same (Gaussian) equation

$$\frac{1}{v} + \frac{1}{u} = \frac{2}{r}, \quad (25)$$

where r is the radius of curvature of the surface at its vertex.

Aberrations enter at second order and cannot be eliminated for finite object locations by any fixed shape. However, for objects at infinity, or specifically, for incoming light parallel to the optical axis, there is a unique reflecting shape that is free of aberration—the parabolic one.

Appendix A. Derivation of the conic section equation

Starting with the general form of a conic section in Cartesian coordinates,

$$Ax^2 + Bxy + Cy^2 + Dx + Ey + F = 0, \quad (A.1)$$

assume x -reflection symmetry, so that the equation reduces to

$$x^2 + C'y^2 + E'y + F' = 0. \quad (A.2)$$

Next the curve is shifted so the vertex coincides with the origin, $y \rightarrow y + k$, with $2C'k + E' = \pm\sqrt{E'^2 - 4C'F'}$. If the form is further constrained so that the curve lies in $y \geq 0$ half-plane, then the positive root is required, and this yields

$$x^2 = \sqrt{E'^2 - 4C'F'}y - C'y^2, \quad (A.3)$$

or in terms of new parameters

$$x^2 = \frac{1}{a}y - \sigma y^2, \quad (A.4)$$

where $a > 0$. The signed curvature of this curve at the origin is

$$k \equiv \frac{y''}{(1 + y'^2)^{3/2}} \Big|_{(0,0)} = 2a > 0. \quad (A.5)$$

Given the optics conventions adopted here, as described in the introduction and depicted in figures 1 and 2, the radius, r , of the osculating circle at the origin for a concave conicoid is considered negative. The radius of curvature is therefore related to the parameter a :

$$k = 2a = -\frac{1}{r} > 0 \quad (A.6)$$

and

$$\frac{1}{a} = -2r. \quad (A.7)$$

From equation (A.4) it follows that $\sigma = 0$ corresponds to a parabola. By putting equation (A.4) into the canonical form

$$\frac{x^2}{\left(\frac{1}{4\sigma a^2}\right)} + \frac{\left(y - \frac{1}{2\sigma a}\right)^2}{\left(\frac{1}{4a^2}\right)} = 1, \quad (A.8)$$

it becomes clear that $\sigma = 1$ corresponds to a circle with radius $|r| = \frac{1}{2a}$. The equation describes a hyperbola when $\sigma < 0$. For $0 < \sigma < 1$, the equation describes an oblate ellipse (with respect to the y -axis), and it describes a prolate ellipse for $\sigma > 1$. In fact, from equation (A.8), the shape factor, σ , can be related to the standard eccentricity:

$$\sigma = 1 - e^2. \quad (A.9)$$

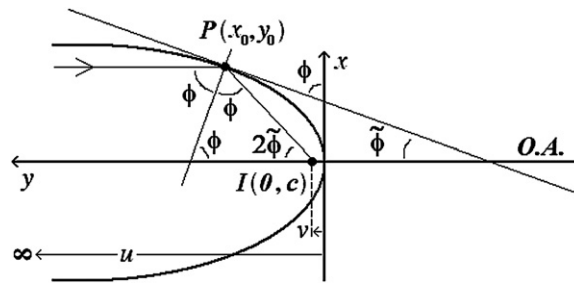


Figure B1. Paraxial incident ray on an unknown conicoidal surface.

Appendix B. Alternate derivation of the paraboloid in the limiting object distance case

An alternate solution (to that of section 3) is presented for the exact conicoid shape in the limit that the object distance approaches infinity ($u \rightarrow \infty$). Applying the law of reflection (based on Fermat's principle of stationary optical path) to a parallel (to the optical axis) ray (from a distant object) incident on an unknown conicoid surface results in the optical path displayed in figure B1. Applying equation (8) to the present special case, it follows that

$$\tan 2\tilde{\phi} = \frac{2 \tan \tilde{\phi}}{1 - \tan^2 \tilde{\phi}} = \frac{x_0}{y_0 - c}. \quad (\text{B.1})$$

If the notation is changed and the y variable is shifted for convenience, $(x_0, y_0) \rightarrow (x, y + c)$, $\tan \tilde{\phi} = \frac{dx}{dy}$, then equation (B.1) can be reduced to either a homogeneous nonlinear ordinary differential equation (ODE) of the form

$$\frac{dx}{dy} = \frac{-y + k\sqrt{x^2 + y^2}}{x}, \quad k = 1, \quad x(-c) = 0 \quad (\text{B.2})$$

or to a nonlinear Clairaut ODE [3] of the form

$$w = y \frac{dw}{dy} + \frac{1}{4} \left(\frac{dw}{dy} \right)^2, \quad w = x^2. \quad (\text{B.3})$$

Recall that Clairaut solutions are of the form $w(y) = my + f(m)$ and have envelopes that are also exact singularity solutions. Solving equation (B.2) or (B.3) yields the final form for the unknown conicoid (and shifting back $y \rightarrow y - c$):

$$y = \frac{1}{4c} x^2, \quad (\text{B.4})$$

which is the equation for the (meridional) cross section of a paraboloid with focus at $(0, c)$. It is of note that equation (B.2) with $k > 0$ provides duality models and classroom projects for a wide range of physical systems—from solar collectors and optical systems to various and sundry airplane, ship and predator/prey pursuit problems [4].

References

- [1] Pedrotti L and Pedrotti F 1998 *Optics and Vision* (Englewood Cliffs, NJ: Prentice-Hall)
- [2] Foreman J W 1991 The conic sections revisited *Am. J. Phys.* **59** 1002–5

- Watson D M 1999 *Astronomy 203/403: Astronomical Instruments and Techniques* online lecture, University of Rochester (<http://www.pas.rochester.edu/~dmw/ast203/Lectures.htm>)
- [3] Nagle R K, Saff E B and Snider A D 2008 *Fundamentals of Differential Equations* 7th edn (Reading, MA: Pearson/Addison-Wesley) pp 88–9
- [4] Zill D 2005 *A First Course in Differential Equations with Modeling Applications* 8th edn (Belmont, CA: Brooks/Cole) pp 123–5
- Simmons G F and Krantz S G 2007 *Differential Equations* (New York: McGraw-Hill) pp 42–5