

# Ethnography Supports Changes to Student-Centered Instruction

TQR 4<sup>th</sup> Annual Conference

Mary Ann Sprague, Maryann Fuhrmann  
Xerox Research Centre Webster  
January 18, 2013



# US Education is changing

No Child  
Left Behind

Race to the Top  
(RTTT)

Race to the Top:  
Annual Professional  
Performance Review

**Federal Programs**

**State Teacher Evaluations**

## Advancing Technology



# Schools have to adapt



## Standards



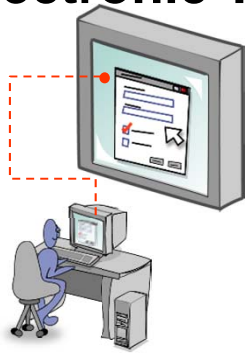
Common Core  
State Standards

Partnership for  
Assessment of Readiness for  
College & Careers

## Assessments



## Electronic Testing

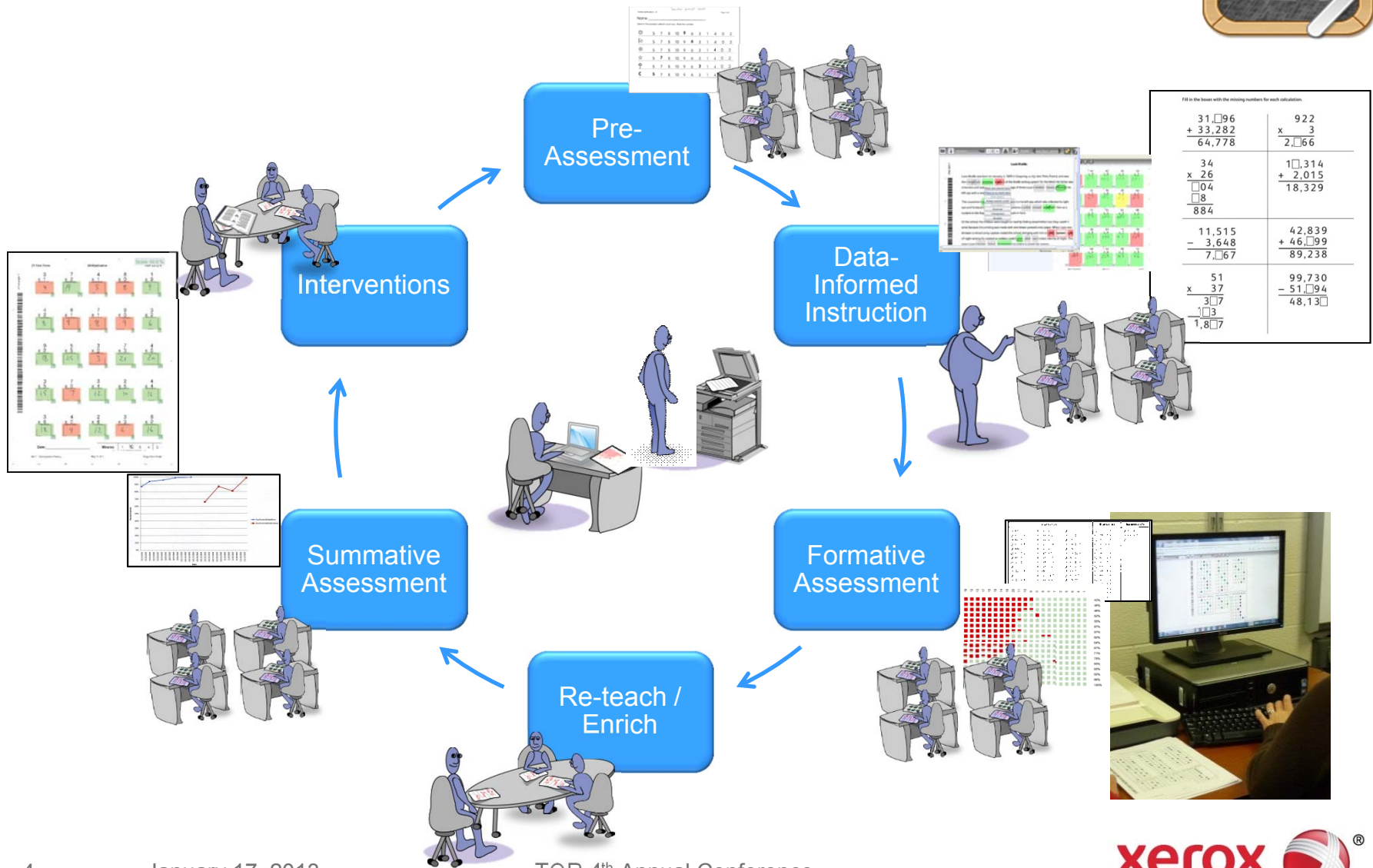


NWEA

Acuity

Yearly Progress Pro  
(YPP)

# Xerox Educational Assessment Management System supports adaptive learning





# Aiding the teacher behind the assessment

Capital Letter	Lowercase Letter	Sound
A	a	A
F	f	F
K	k	K
P	p	P
W	w	W
Z	z	Z
B	b	B
H	h	H
O	o	O
J	j	J
U	u	U
C	c	C
Y	y	Y
L	l	L
Q	q	Q
M	m	M
D	d	D
N	n	N
S	s	S
X	x	X
I	i	I
E	e	E
G	g	G
R	r	R
V	v	V
T	t	T
A	a	A

Math - Factor Pairs

Write the word that matches the picture.

Write the number.

Shade 3/8 of the pie.

Mark alphabet on the map.

Circle all of the factor pairs for the given number.

Score: 33%

16: 3,4, 2,5, 1,15, 3,5, 1,16, 2,8, 3,6, 2,9, 2,7

28: 4,6, 1,28, 4,8, 3,9, 2,15, 5,6, 4,7, 6,14, 5,5, 3,7

19: 5,5, 2,10, 1,18, 4,4, 3,7, 2,9, 1,19, 3,6, 4,5, 2,8

24: 2,13, 2,12, 3,7, 3,8, 4,5, 1,24, 4,6, 5,5, 4,7, 3,9

36: 2,12, 6,7, 3,12, 1,35, 4,9, 2,18, 4,8, 6,6, 3,13, 1,36

56: 1,56, 6,9, 7,8, 2,29, 4,14, 7,9, 2,28, 1,57, 3,22, 5,11

Math - Factor Pairs Page 1 of 1 Level 4.1A

What is the best estimate for  $5 \times 4$ ?

Which of the following is always true?


Solve  $8 \times 25$ .

Rachel has 7 shelves that hold 12 books each. How many books does she have?

Find the product of 2 and 4. List the first 5 multiples of your answer.

Answers: 8, 8, 16, 24, 32, 40

Math - Page 9 Page 1 of 3 Level 4.1



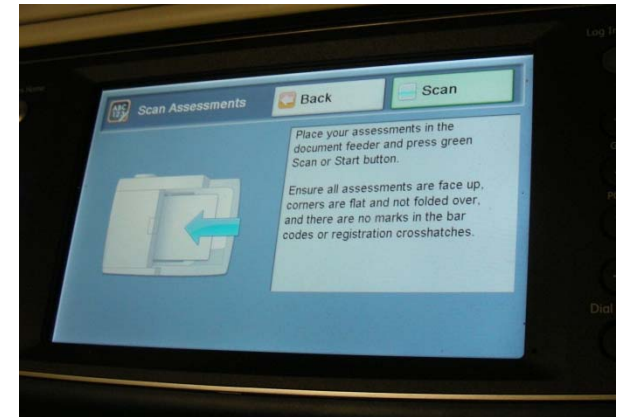
# Studying the Pilot



## Work Practice Study

### Alpha Test: 2011-12 school year

- Technology pilot in 4 elementary schools, ~100 teachers, ~1,200 students.
- Focus on assessment work process, user experience and administration data needs



### Beta Test: 2012-13 school year

- Additional schools, commercialization focus
- Identifying process changes and improvements



# Site Challenges

## No video allowed in classrooms

Relied on observation, audio and notes

## Team coordination

Participants confused by multiple Xerox contacts

Repeated information transfer



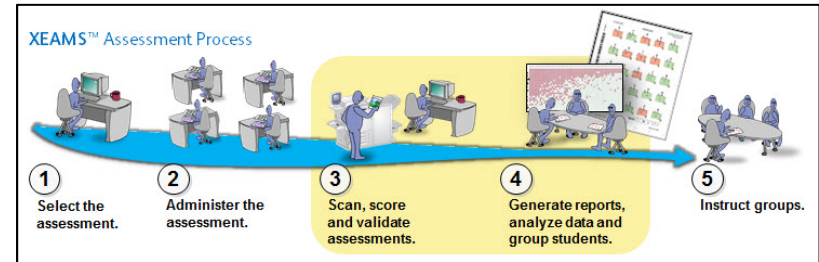






# Outcomes

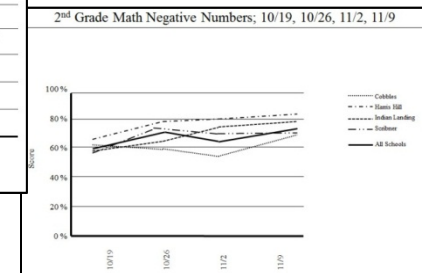
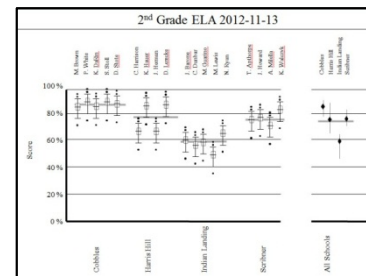
- **Improving integration with teacher processes**
  - Making the assessment process seamless



- **Flexibility for forming learning groups**
  - Providing data needed for regrouping



- **Administration roles and requirements added**
  - New data analytics for school and district personnel



# Insights

- Different timelines accelerated feedback
  - Limited teacher and administrator availability
  - Ethnographers shared findings with pilot team, & participants iteratively
- Utilized pilot support team experiences
- Identified new development areas and opportunities
- Ethnographic process still works without technology

Questions?

Thank you

